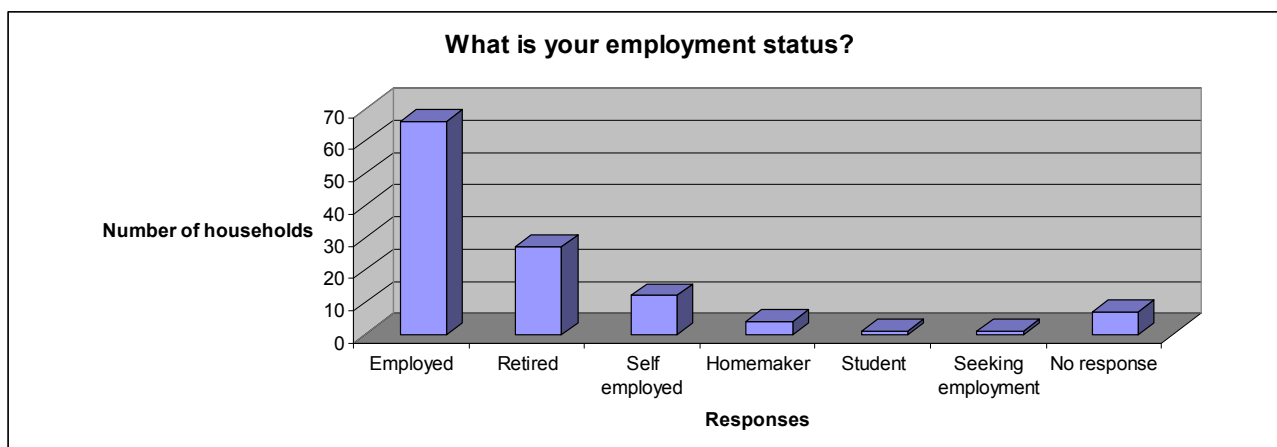


## WHITMINSTER PARISH PLAN DATA

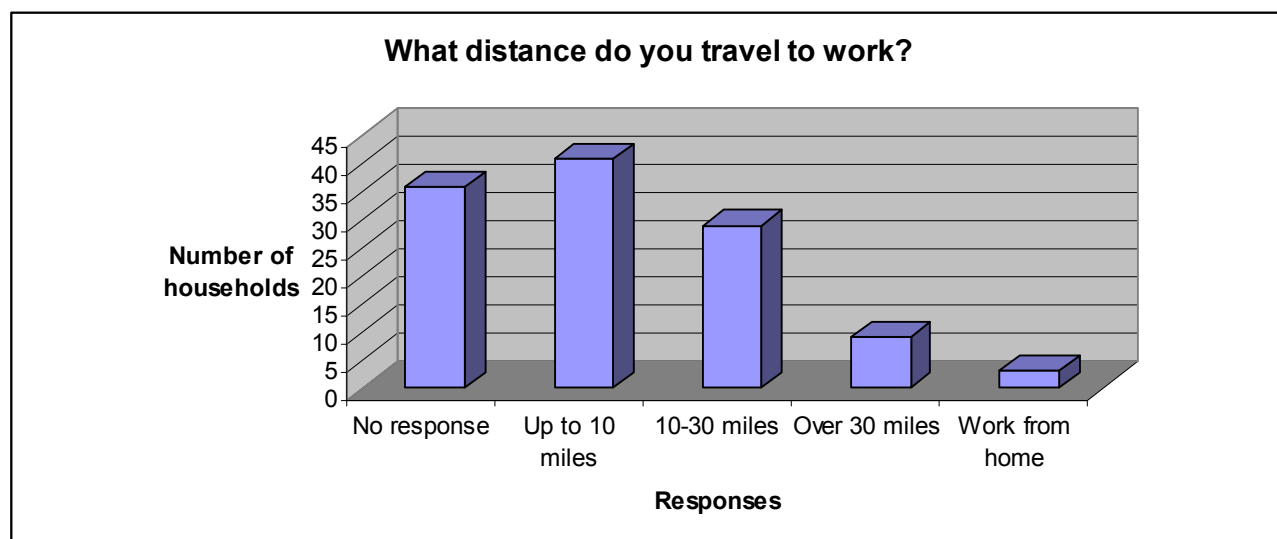
### WHITMINSTER PARISH PLAN QUESTIONNAIRE RESULTS

#### SECTION 10 – EMPLOYMENT

- 45 When asking households to identify their employment status, 56% of households stated that they were employed, 23% of households stated they were retired and 10% of households stated that they were self employed. Other responses included homemaker, student and seeking employment.

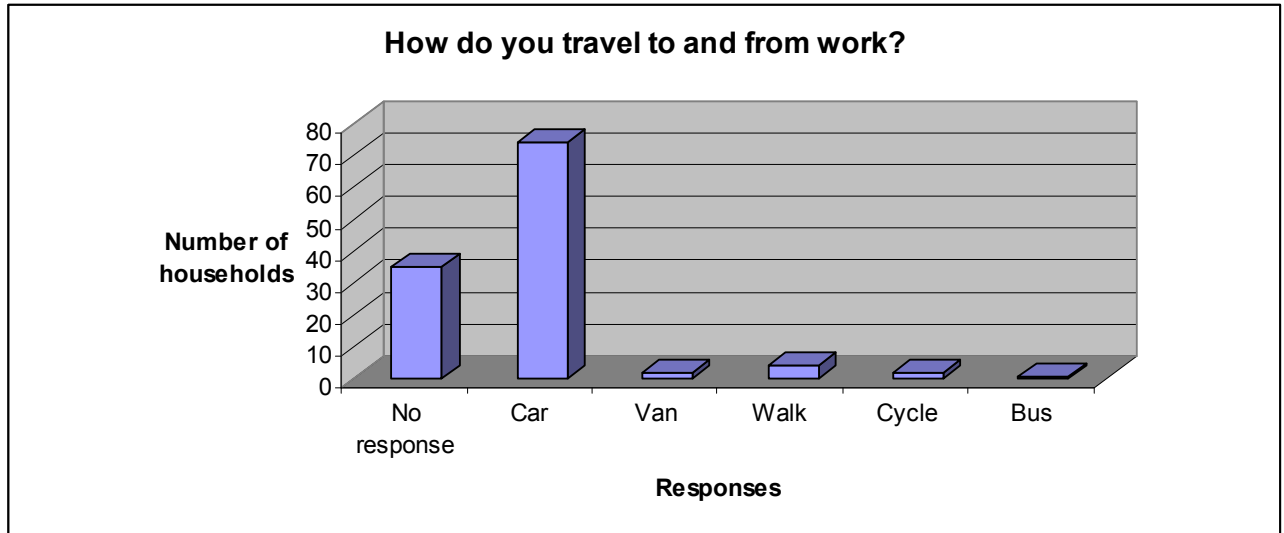


- 46 Asking the distance households travelled to work, 31% of households did not respond to this question. Of those households that did respond to this question, 50% of households travelled up to 10 miles and 35% of households travelled between 10 and 30 miles.



## WHITMINSTER PARISH PLAN DATA

- 47 When asking how households travelled to work, 30% of households did not respond to this question. 89% of households that did respond travelled to work by car.



- 48 When asking households if they would be interested in a car share scheme, 32% of households did not respond. Of those households that did respond, 83% of households said that they would not be interested in a car share scheme. While 15% of households stated that they would be interested in a car share scheme and 2% of households stated that they may be interested in a car share scheme.

