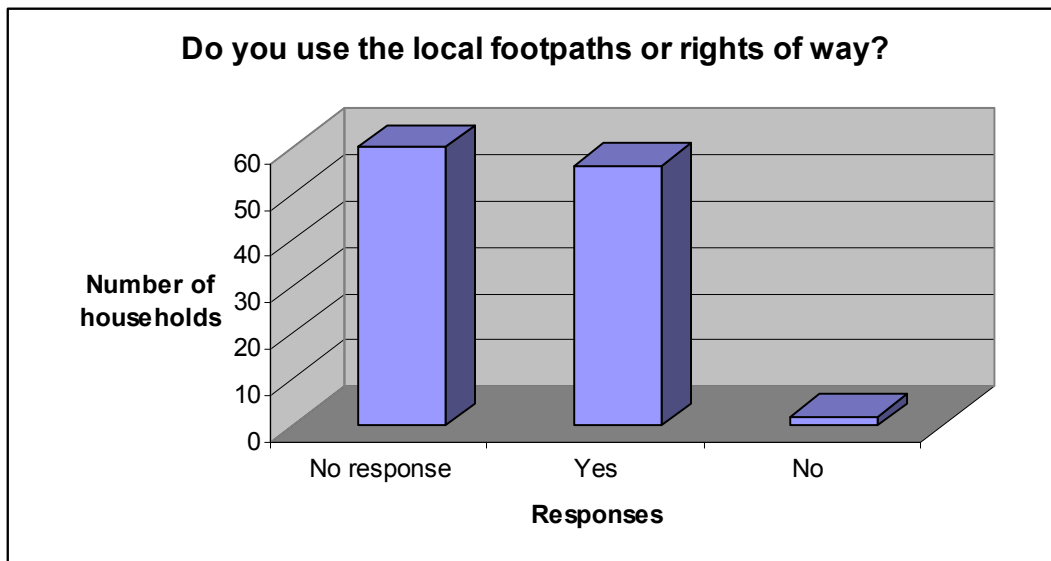


WHITMINSTER PARISH PLAN DATA

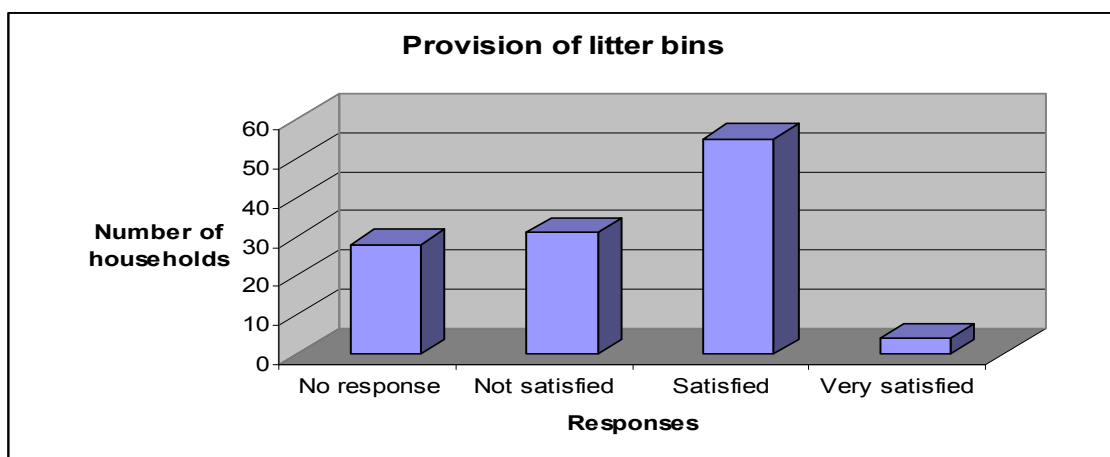
WHITMINSTER PARISH PLAN QUESTIONNAIRE RESULTS

SECTION 11 – COUNTRYSIDE AND ENVIRONMENT

- 49 When asking households if they used local footpaths or rights of way, 51% of households did not respond to this question. Of those households that did respond, 97% of households stated that they did use the local footpaths and rights of way.

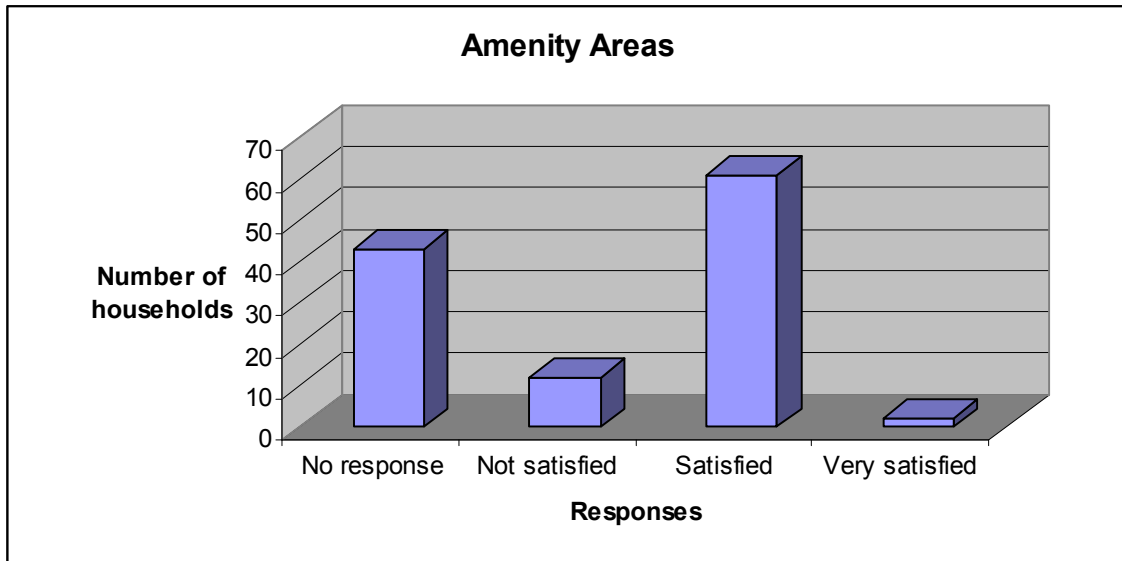


- 50a Asking households how satisfied they were with the condition of facilities within Whitminster, the following responses were given.

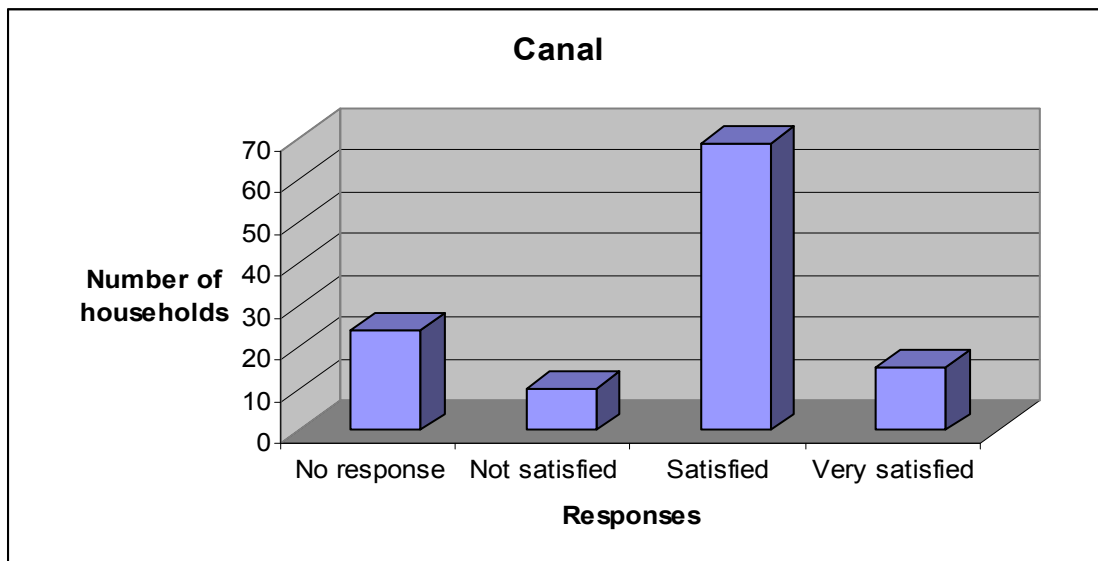


From those households that responded to this question, 61% of households were satisfied with the provision of litter bins within Whitminster.

WHITMINSTER PARISH PLAN DATA

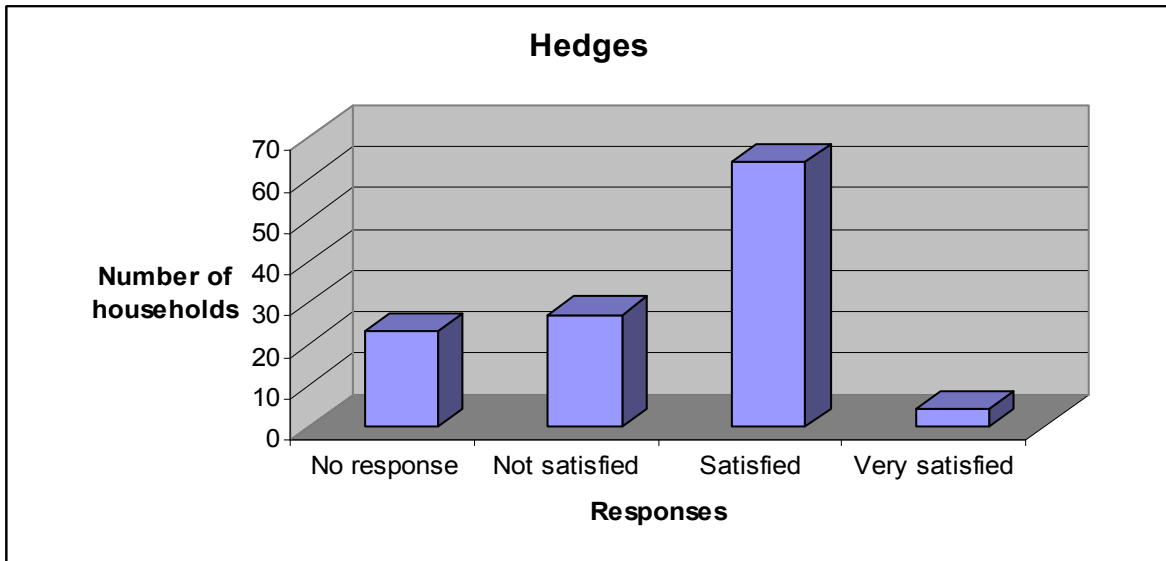


From those households that responded to this question, 81% of households were satisfied with the condition of amenity areas within Whitminster.

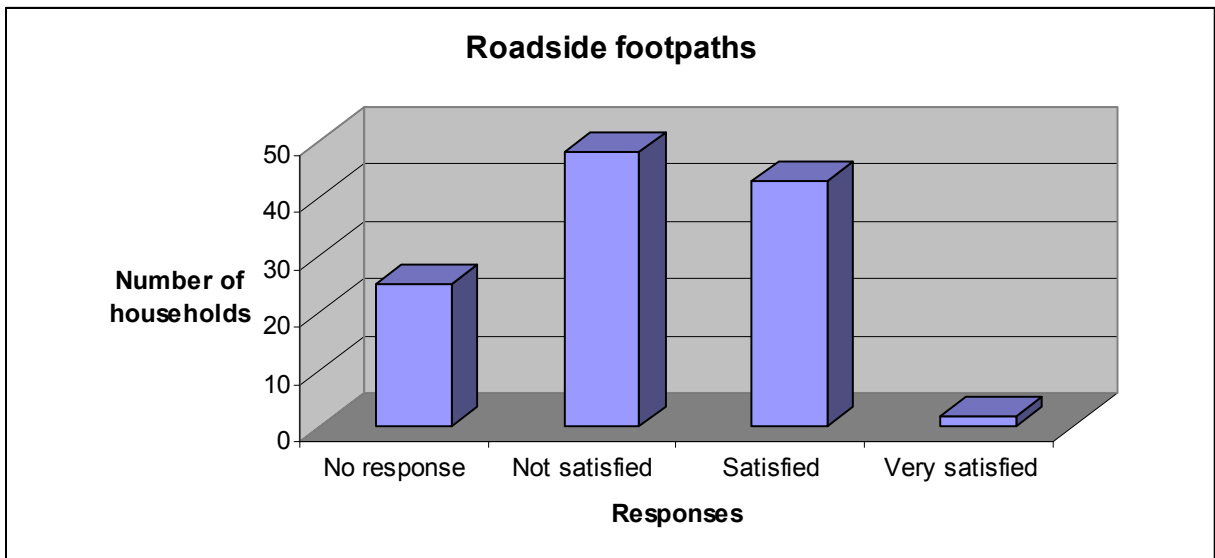


From those households that responded to this question, 73% of households were satisfied with the condition of the canal within Whitminster.

WHITMINSTER PARISH PLAN DATA

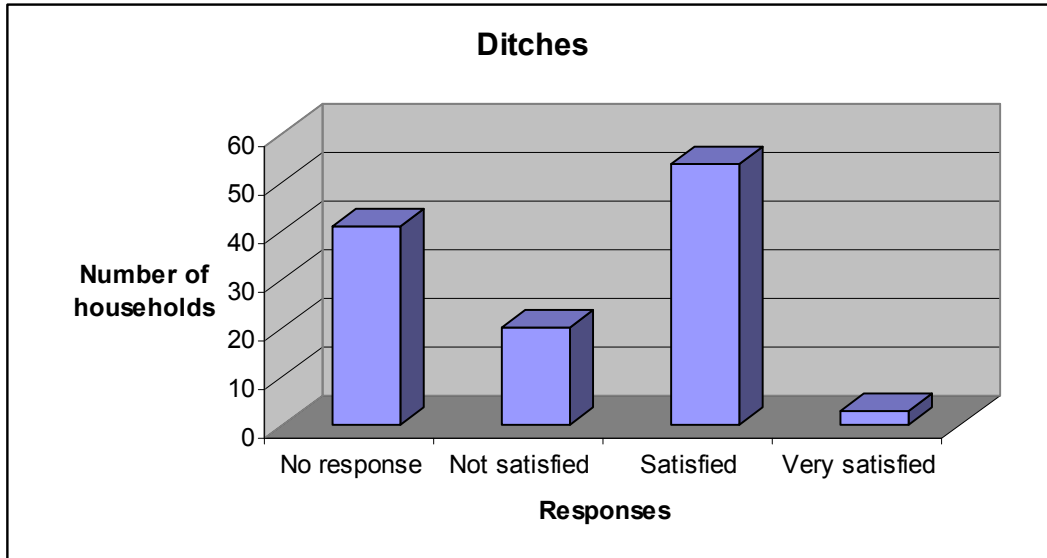


From those households that responded to this question, 67% of households were satisfied with the condition of the hedges within Whitminster.

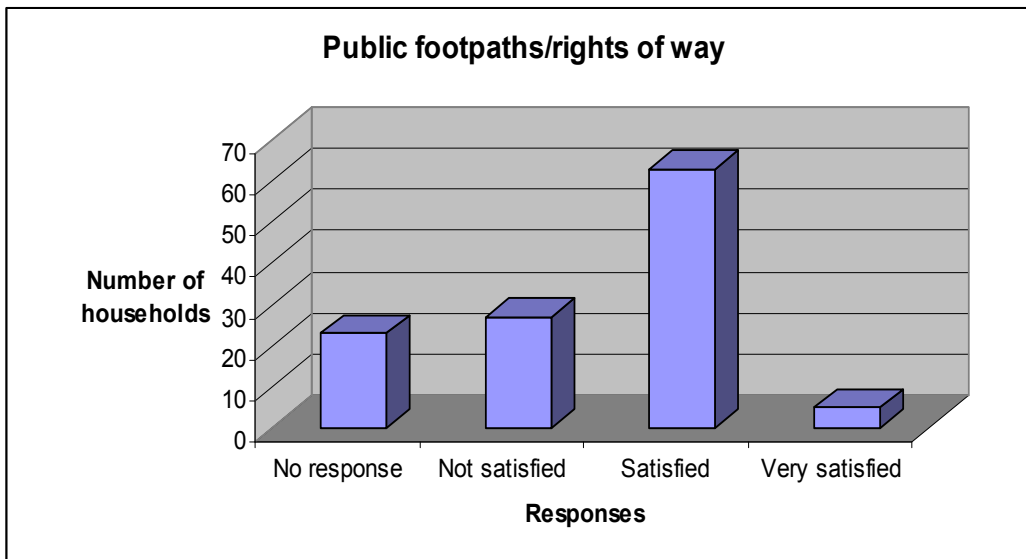


From those households that responded to this question, 52% of households were not satisfied with the condition of the roadside footpaths within Whitminster.

WHITMINSTER PARISH PLAN DATA

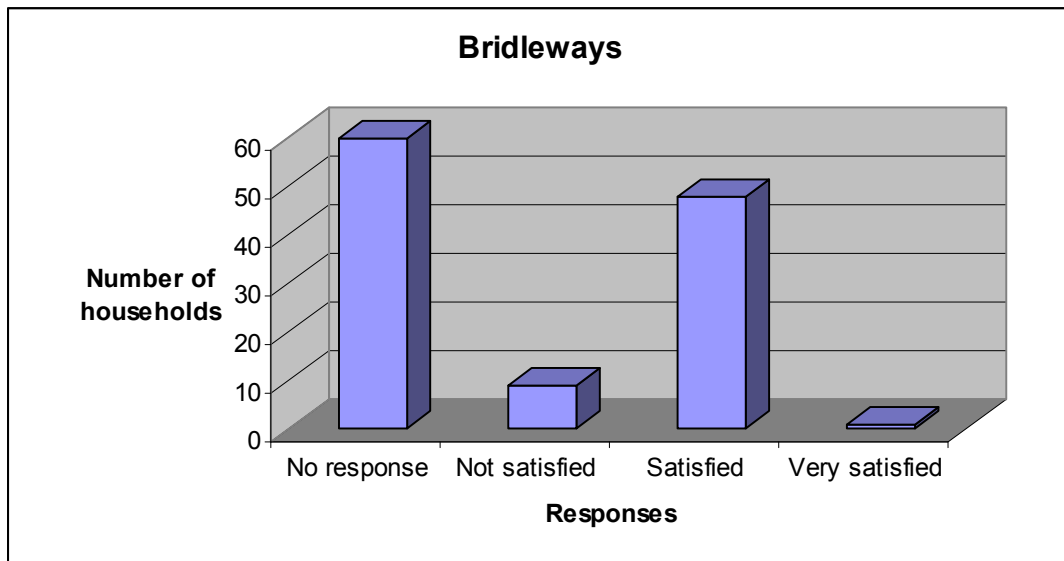


From those households that responded to this question, 70% of households were satisfied with the condition of the ditches within Whitminster.



From those households that responded to this question, 66% of households were satisfied with the condition of the public footpaths/rights of way within Whitminster.

WHITMINSTER PARISH PLAN DATA



From those households that responded to this question, 83% of households were satisfied with the condition of the bridleways within Whitminster.

50b When asking households to identify why they were not satisfied with the condition of facilities within Whitminster, examples given included:

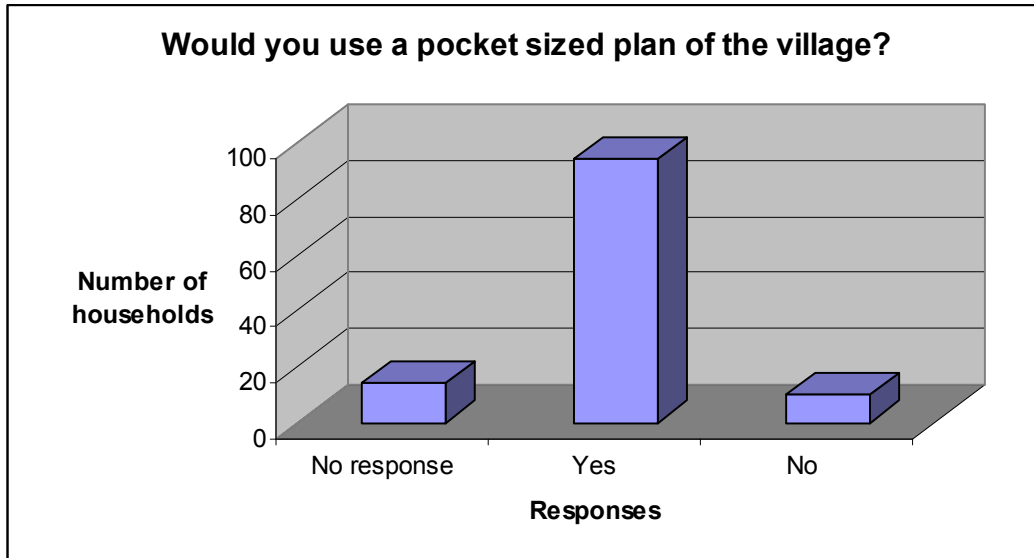
- Canal needs cleaning up.
- Footpaths need maintenance for push chairs and wheel chairs.
- Cycling in village towards Frampton is very dangerous.
- Walking and cycling to church very dangerous.
- Walking and cycling to doctors surgery in Frampton extremely dangerous.
- Footpaths need more publishing.
- Hedges overgrown onto pavement.
- More litter bins on playing field.
- Footpath between School Lane and Kidnams Walk narrow, dark and uneven.
- School Lane footpath needs resurfacing and over growth maintained to enable safe use of the road side footpath with pushchair and toddler.

50c Asking what else households would like, suggestions included:

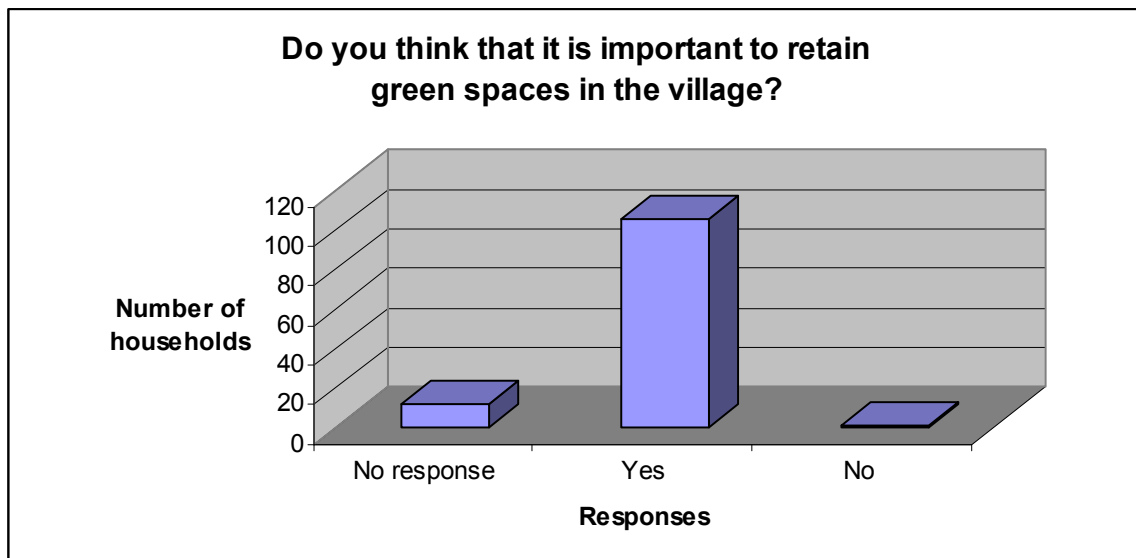
- A regular village clean up day.
- Bigger post boxes.
- Cycle path to Frampton from Whitminster.
- Campaign to reduce litter in the village.
- Swings in the playing field.
- Maintenance of roadside footpaths, to remove overgrowth.

WHITMINSTER PARISH PLAN DATA

- 51 Asking if households would use a pocket sized plan of the village, 12% of households did not respond to this question. Out of those households that did respond, 90% of households said that they would use a pocket sized plan of the village.

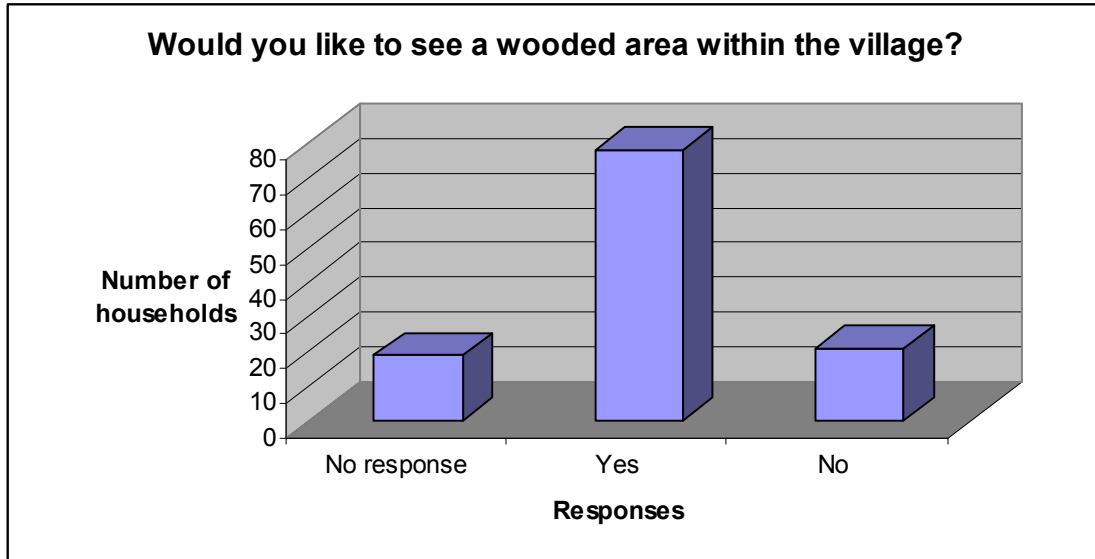


- 52 When asking if households if they thought it was important to retain green spaces in the village, 11% of households did not respond. From those that did respond, 99% of households felt that it was important to retain green spaces in the village.

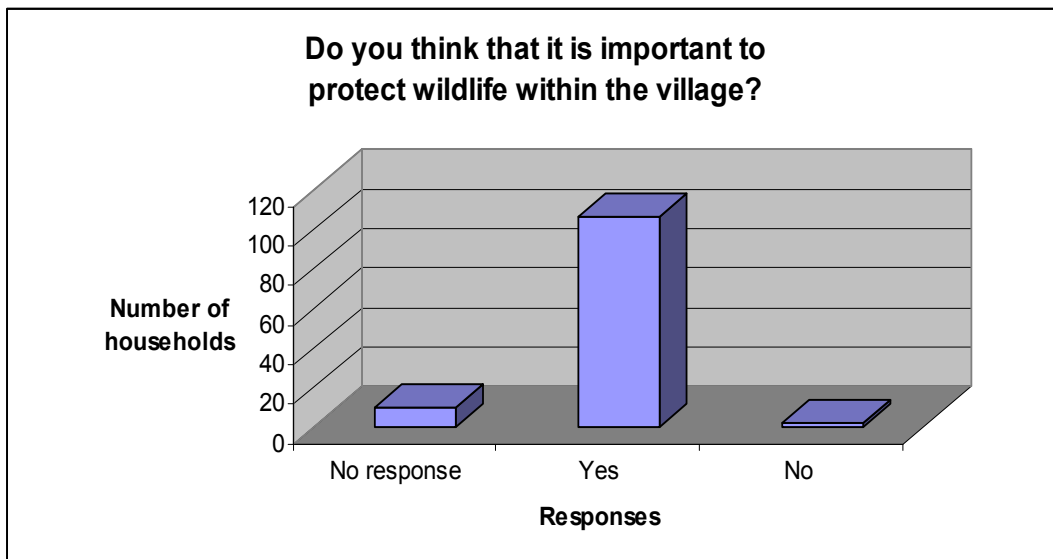


WHITMINSTER PARISH PLAN DATA

53 When asking households if they would like to see a wooded area within the village, 16% of households did not respond to this question. Of those households that did respond, 79% stated that they would like to see a wooded area within the village.

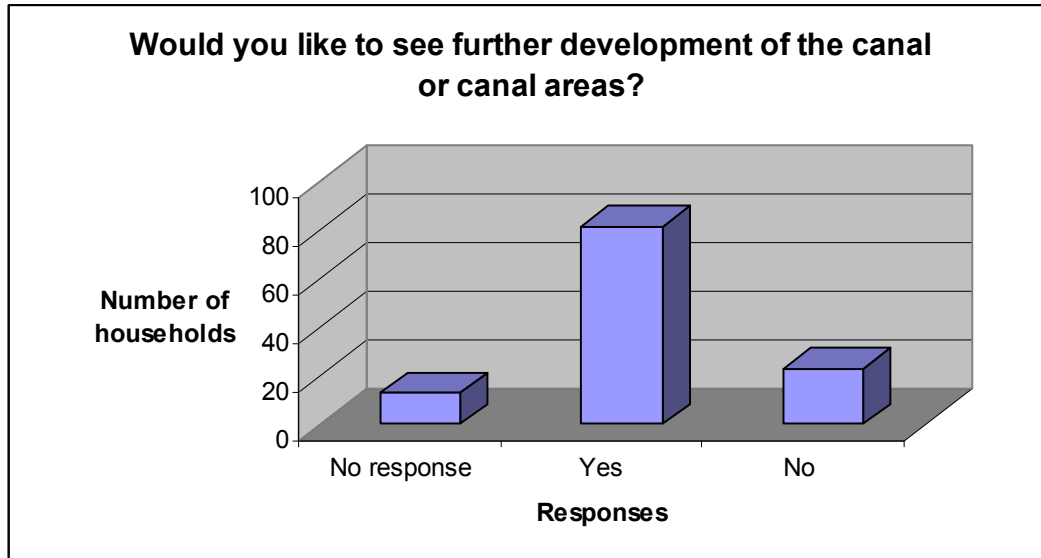


54 Asking households if they thought it was important to protect wildlife within the village, 8% of households did not respond. While 98% of households that did respond said that it was important to protect wildlife within the village.



WHITMINSTER PARISH PLAN DATA

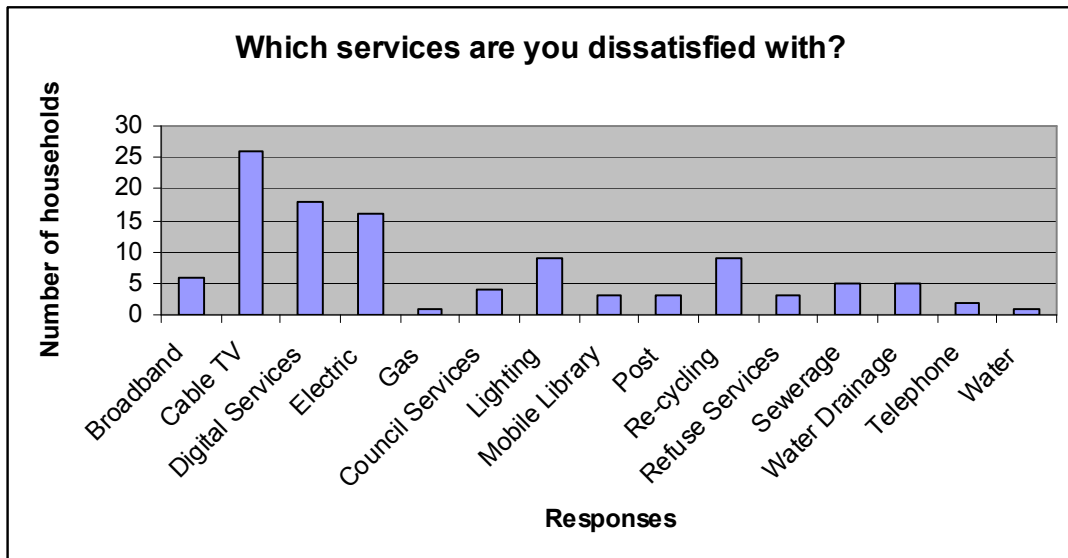
- 55 When asking households if they would like to see any further development of the canal or canal areas, 11% of households did not respond. While 78% of households that did respond stated that they would like to see further development of the canal and canal areas.



- 56 Asking households to suggest types of further development of the canal or canal areas, they would like to see, the following were suggested:
- Re-open Stroud water canal.
 - Cycle paths suitable for buggies and push chairs.
 - General clean up on a regular basis.
 - No new buildings in canal area.

WHITMINSTER PARISH PLAN DATA

- 57a When asking households how satisfied they were with the general services in Whitminster, the largest number of households were dissatisfied with the provision of Cable TV and Digital Services.



- 57b When asking households to explain why they were not satisfied with the general services in Whitminster, responses included:

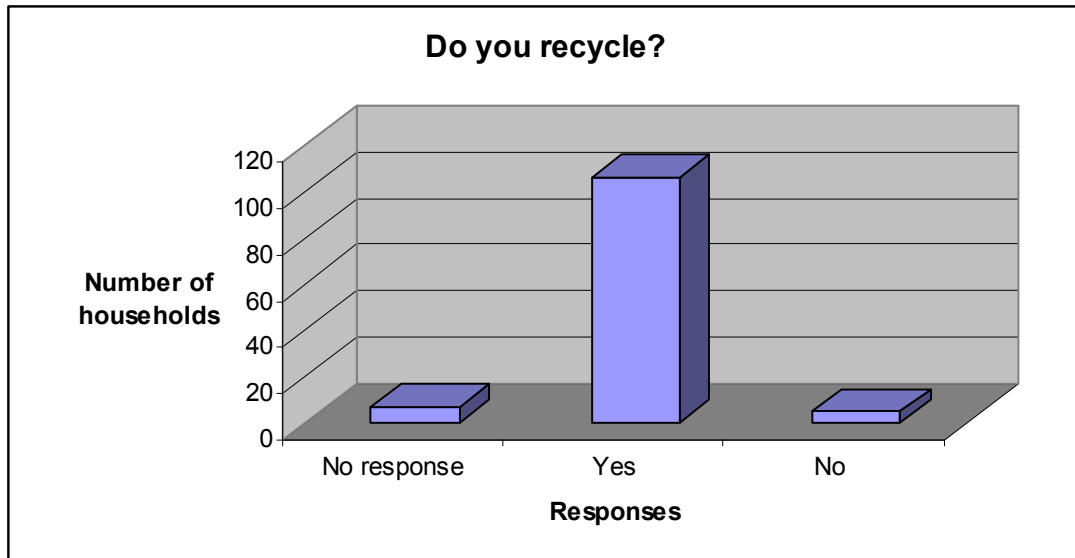
- Bigger recycling bins needed.
- Recycling people fussy about what they take.
- Garden waste collection required.
- No cardboard recycling provision in village.
- Can't receive Broadband or Cable TV where we live.
- Electric goes off regularly.
- Time of mobile library need to be published.
- Sewerage needs updating, smell by school unacceptable.
- Footpaths and kerbs need regular maintenance.

- 57c When asking what other services households would like, suggestions included:

- Broadband.
- Better TV and phone reception.
- Cable TV.
- Garden waste collection.
- Street lights in Holbury Crescent.

WHITMINSTER PARISH PLAN DATA

58a When asking if households recycled, 6% of households did not respond. 95% of households that did respond to this question did recycle.

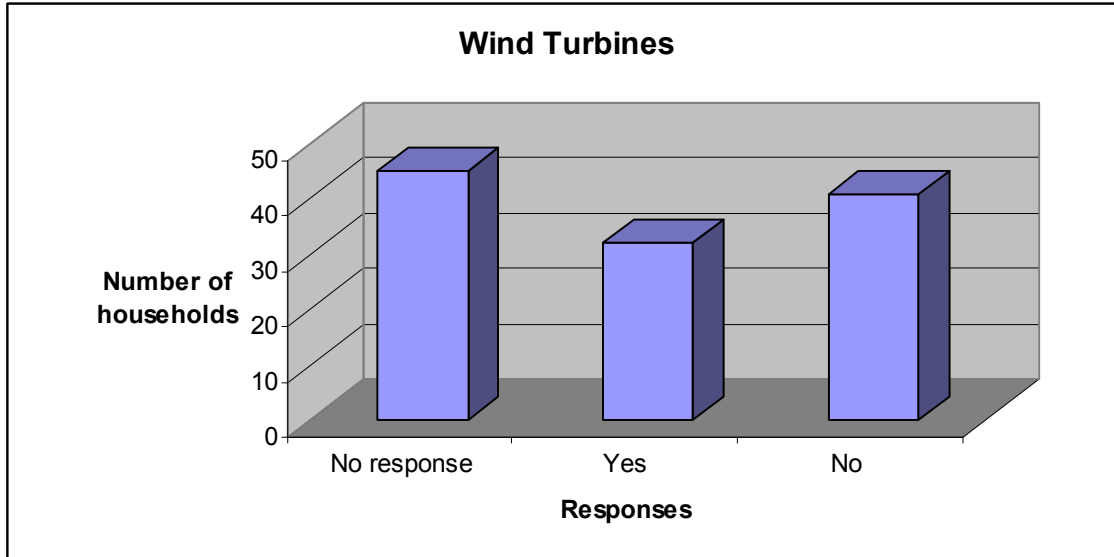


58b When asking households what would encourage them to recycle more, 57% of households did not respond to this question. Suggestions to encourage households to recycle more, included:

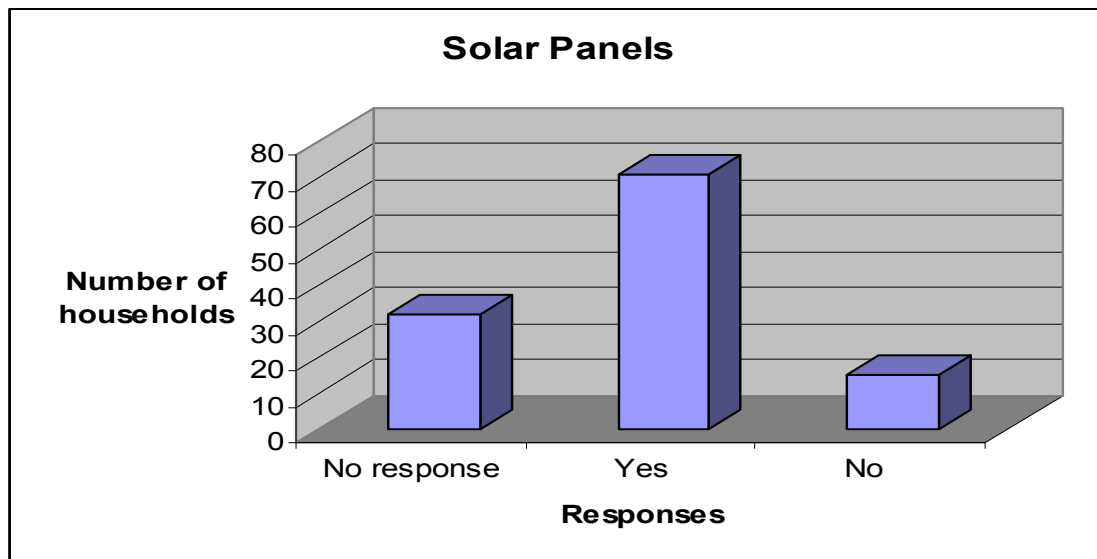
- A shredder and skip for garden waste.
- All plastics taken – not just bottles.
- Facility in village to recycle cardboard.
- Bigger recycle bins for households.
- Weekly collections.

WHITMINSTER PARISH PLAN DATA

- 59 When asking if the village should consider using alternative sources of power, the following responses were given:



From those households that responded to this question, 56% of households stated that the village should not consider wind turbines as a source of power in Whitminster.



From those households that responded to this question, 83% of households stated that the village should consider solar panels as a source of power in Whitminster.

When asking households what other suggestions they had for alternative power supplies, 98% of households did not respond. One household identified that they were not satisfied with Solar Panels and one household suggested nuclear power as an alternative.